

Ordering Information: Company Name _____ PO# _____

CHOOSE MODEL: Five 3-LED lamps and one LED flashing/take-down, upper front **Passenger Side** unit only.

- _____ **IX37UF5P** Chevy Caprice, 2011-2015
- _____ **IX13UF5P** Chevy Silverado-1500/2500/3500, 2008-2013, and Tahoe/Suburban, 2008-2013
- _____ **IX45UF5P** Chevy Tahoe/Suburban, 2015, Chevy Silverado-1500/2500/3500, 2014-2015
- _____ **IX35UF5P** Dodge Charger, 2011-2015
- _____ **IX44UF5P** Dodge Durango 2013-2015
- _____ **IX42UF5P** Dodge Ram 1500, 2011-2015
- _____ **IX34UF5P** Ford Explorer, 2011-2015 & Police Interceptor Utility, 2013-2015
- _____ **IX08UF5P** Ford Expedition, 2013-2014
- _____ **IX43UF5P** Ford Fusion, 2013-2015
- _____ **IX41UF5P** Ford F150, 2012-2014
- _____ **IX38UF5P** Ford Taurus, 2011-2015 & Police Interceptor Sedan, 2013-2015
- _____ **IX39UF5P** Ford F250/350, 2012-2015

CHOOSE MODEL: Ten 3-LED lamps and two take-downs, upper front unit, two piece, individual **Driver and Passenger Side** units.

- _____ **IX37UFZ** Chevy Caprice, 2011-2015
- _____ **IX13UFZ** Chevy Silverado-1500/2500/3500, 2008-2013, and Tahoe/Suburban, 2008-2013
- _____ **IX45UFZ** Chevy Tahoe/Suburban, 2015, Chevy Silverado-1500/2500/3500, 2014-2015
- _____ **IX35UFZ** Dodge Charger, 2011-2015
- _____ **IX44UFZ** Dodge Durango 2013-2015
- _____ **IX42UFZ** Dodge Ram 1500, 2011-2015
- _____ **IX34UFZ** Ford Explorer, 2011-2015 & Police Interceptor Utility, 2013-2015
- _____ **IX08UFZ** Ford Expedition, 2013-2014
- _____ **IX43UFZ** Ford Fusion, 2013-2015
- _____ **IX41UFZ** Ford F150, 2012-2014
- _____ **IX38UFZ** Ford Taurus, 2011-2015 & Police Interceptor Sedan, 2013-2015
- _____ **IX39UFZ** Ford F250/350, 2012-2015

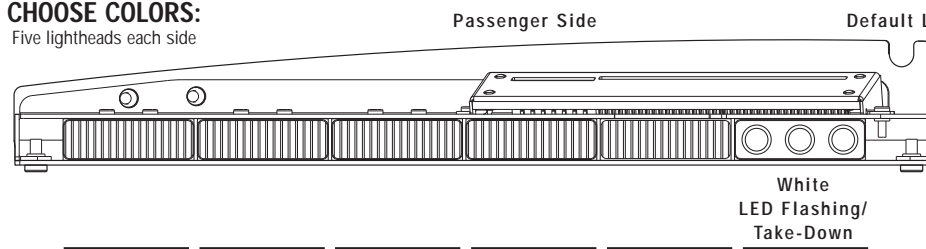
INTERIOR LIGHTING PACKAGE (fill out separate worksheet for different color sets):

Insert number of each color of LED lighthouse. No charge when ordered with passenger and/or driver side lightbar. Replace symbols **\$** with the quantity of each color of each 3-LED lighthouse. Order of colors is Red, Blue, Amber. For White, contact factory.

Filled In I X P 2 3 0 0 0 = 2 Red modules & 3 Blue modules for **Passenger Side Module**
Module I X P 0 5 0 0 0 = 5 Blue modules for **Passenger Side**
Examples: I X D 2 3 0 0 0 = 2 Red modules & 3 Blue modules for **Driver Side**
 I X D 5 0 0 0 0 = 5 Red modules for **Driver Side**

CHOOSE COLORS:

Five lighthouses each side

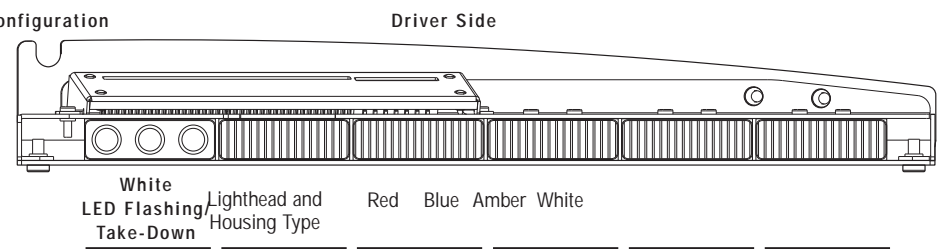


Filled In Passenger Side **Single Piece only** or Passenger Side of **Two Piece:**

I X P \$ \$ \$ \$ 0 (IXP\$SS\$0)
 Lighthouse and Housing Type Red Blue Amber White

↑ Fill out for five lamp upper front Passenger Side unit only ↑

↑ Fill out for five lamp each side of upper front two piece individual Driver and Passenger Side units ↑



Filled In Driver Side of **Two Piece:**

I X D \$ \$ \$ \$ 0 (IXD\$SS\$0)
 Lighthouse and Housing Type Red Blue Amber White

Ordering Information: Company Name _____ PO# _____

CHOOSE MODEL: Six 3-LED lamps (no take-down), upper front **Passenger Side** unit only

- _____ **IX37UF6P** Chevy Caprice 2011-2015
- _____ **IX13UF6P** Chevy Silverado-1500/2500/3500, 2008-2013, and Tahoe/Suburban, 2008-2013
- _____ **IX45UF6P** Chevy Tahoe/Suburban, 2015, Chevy Silverado-1500/2500/3500, 2014-2015
- _____ **IX35UF6P** Dodge Charger, 2011-2015
- _____ **IX44UF6P** Dodge Durango 2013-2015
- _____ **IX42UF6P** Dodge Ram 1500, 2011-2015
- _____ **IX34UF6P** Ford Explorer, 2011-2015 & Police Interceptor Utility, 2013-2015
- _____ **IX08UF6P** Ford Expedition, 2013-2014
- _____ **IX43UF6P** Ford Fusion, 2013-2015
- _____ **IX41UF6P** Ford F150, 2012-2014
- _____ **IX38UF6P** Ford Taurus, 2011-2015 & Police Interceptor Sedan, 2013-2015
- _____ **IX39UF6P** Ford F250/350, 2012-2015

CHOOSE MODEL: Twelve 3-LED lamps (no take-downs), upper front unit, two piece, individual **Driver and Passenger Side** units.

- _____ **IX37UFX** Chevy Caprice, 2011-2015
- _____ **IX13UFX** Chevy Silverado-1500/2500/3500, 2008-2013, and Tahoe/Suburban, 2008-2013
- _____ **IX45UFX** Chevy Tahoe/Suburban, 2015, Chevy Silverado-1500/2500/3500, 2014-2015
- _____ **IX35UFX** Dodge Charger, 2011-2015
- _____ **IX44UFX** Dodge Durango 2013-2015
- _____ **IX42UFX** Dodge Ram 1500, 2011-2015
- _____ **IX34UFX** Ford Explorer, 2011-2015 & Police Interceptor Utility, 2013-2015
- _____ **IX08UFX** Ford Expedition, 2013-2014
- _____ **IX43UFX** Ford Fusion, 2013-2015
- _____ **IX41UFX** Ford F150, 2012-2014
- _____ **IX38UFX** Ford Taurus, 2011-2015 & Police Interceptor Sedan, 2013-2015
- _____ **IX39UFX** Ford F250/350, 2012-2015

INTERIOR LIGHTING PACKAGE (fill out separate worksheet for different color sets):

Insert number of each color of LED lighthouse. No charge when ordered with passenger and/or driver side lightbar. Replace symbols **\$** with the quantity of each color of each 3-LED lighthouse. Order of colors is Red, Blue, Amber. For White, contact factory.

Filled In I X P 3 3 0 0 0 = 3 Red & 3 Blue modules for **Passenger Side**

Module I X P 0 6 0 0 0 = 6 Blue modules for **Passenger Side**

Examples: I X D 2 2 2 0 0 = 2 Red, 2 Blue & 2 Amber modules for **Driver Side**

I X D 6 0 0 0 0 = 6 Red modules for **Driver Side**

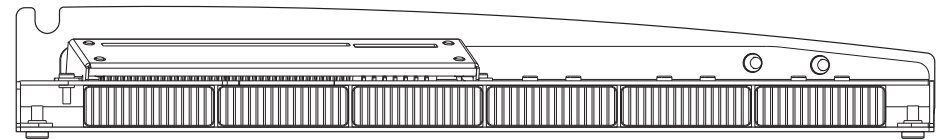
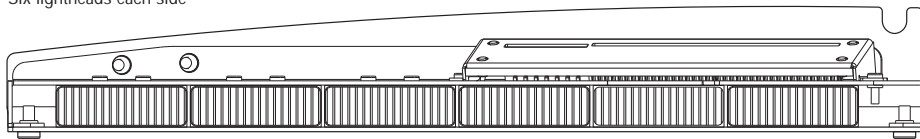
CHOOSE COLORS:

Six lighthouses each side

Passenger Side

Default Lens Configuration

Driver Side



Filled In Passenger Side **Single Piece** only or Passenger Side of **Two Piece**:

I X P \$ \$ \$ \$ 0 (IXP\$\$\$\$0)
 Lighthouse and Housing Type Red Blue Amber White

↑ Fill out for six lamp upper front Passenger Side unit only ↑

Filled In Driver Side of **Two Piece**:

I X D \$ \$ \$ \$ 0 (IXD\$\$\$\$0)
 Lighthouse and Housing Type Red Blue Amber White

↑ Fill out for six lamp each side of upper front two piece individual Driver and Passenger Side units ↑

Ordering Information: Company Name _____ PO# _____

CHOOSE MODEL: Six 6-LED DUO lamps, upper front **Passenger Side** unit only

- _____ **IW37UF6P** Chevy Caprice 2011-2015
- _____ **IW13UF6P** Chevy Tahoe/Suburban, 2008-2013, and Chevy Silverado-1500/2500/3500, 2008-2013
- _____ **IW45UF6P** Chevy Tahoe/Suburban, 2015, Chevy Silverado-1500/2500/3500, 2014-2015
- _____ **IW35UF6P** Dodge Charger, 2011-2015
- _____ **IW44UF6P** Dodge Durango 2013-2015
- _____ **IW42UF6P** Dodge Ram, 2011-2015
- _____ **IW34UF6P** Ford Explorer, 2011-2015 & Police Interceptor Utility, 2013-2015
- _____ **IW08UF6P** Ford Expedition, 2013-2014
- _____ **IW43UF6P** Ford Fusion, 2013-2015
- _____ **IW38UF6P** Ford Taurus, 2011-2015 & Police Interceptor Sedan, 2013-2015
- _____ **IW41UF6P** Ford F150, 2012-2014
- _____ **IW39UF6P** Ford F250/350, 2012-2015

CHOOSE MODEL: Twelve 6-LED DUO lamps, upper front two piece unit, individual **Driver and Passenger Side** units

- _____ **IW37UFX** Chevy Caprice, 2011-2015
- _____ **IW13UFX** Chevy Tahoe/Suburban, 2008-2013, and Chevy Silverado-1500/2500/3500, 2008-2013
- _____ **IW45UFX** Chevy Tahoe/Suburban, 2015, Chevy Silverado-1500/2500/3500, 2014-2015
- _____ **IW35UFX** Dodge Charger, 2011-2015
- _____ **IW44UFX** Dodge Durango 2013-2015
- _____ **IW42UFX** Dodge Ram, 2011-2015
- _____ **IW34UFX** Ford Explorer, 2011-2015 & Police Interceptor Utility, 2013-2015
- _____ **IW08UFX** Ford Expedition, 2013-2014
- _____ **IW43UFX** Ford Fusion, 2013-2015
- _____ **IW38UFX** Ford Taurus, 2011-2015 & Police Interceptor Sedan, 2013-2015
- _____ **IW41UFX** Ford F150, 2012-2014
- _____ **IW39UFX** Ford F250/350, 2012-2015

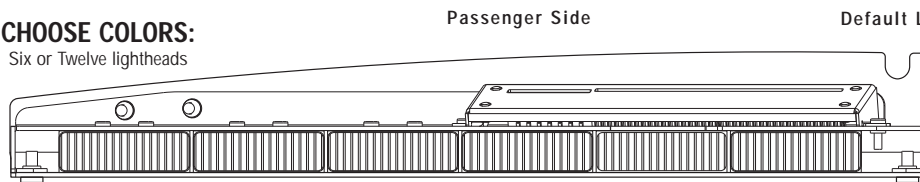
INTERIOR LIGHTING PACKAGE (fill out separate worksheet for different color sets):

Insert number of each DUO color lighthead. No charge when ordered with extra low profile DUO Inner Edge. Replace \$ with the quantity of DUO color LEDs required. Order of colors is Red/White, Blue/White or Amber/White. **White is the DUO default second color.**

Write on line LED color desired:

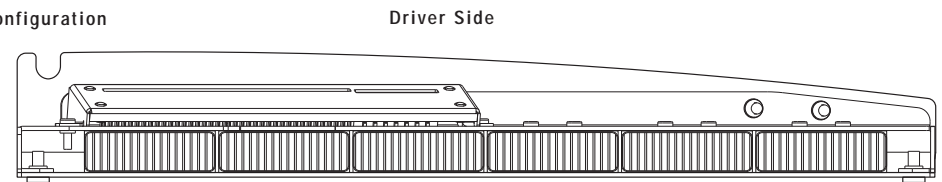
CHOOSE COLORS:

Six or Twelve lighthead



Passenger Side

Default Lens Configuration



Driver Side

Filled In Passenger Side **Single Piece** or Passenger Side **Two Piece:**

I W P \$ \$ \$ 0 0 (IWP\$\$\$00)
 Lighthead and Red/ Blue/ Amber/
 Housing Type White White White

↑ Fill out for six lamp upper front Passenger Side unit only ↑

Filled In Driver Side **Two Piece:**

I W D \$ \$ \$ 0 0 (IWD\$\$\$00)
 Lighthead and Red/ Blue/ Amber/
 Housing Type White White White

↑ Fill out for twelve lamp upper front two piece, individual Driver and Passenger Side units ↑

Ordering Information: Company Name _____ PO# _____

CHOOSE MODEL: Six 6-LED DUO lamps, low current, upper front **Passenger Side** unit only

- _____ **ID37UF6P** Chevy Caprice 2011-2015
- _____ **ID13UF6P** Chevy Tahoe/Suburban, 2008-2013, and Chevy Silverado-1500/2500/3500, 2008-2013
- _____ **ID45UF6P** Chevy Tahoe/Suburban, 2015, Chevy Silverado-1500/2500/3500, 2014- 2015
- _____ **ID35UF6P** Dodge Charger, 2011-2015
- _____ **ID44UF6P** Dodge Durango, 2011- 2015
- _____ **ID42UF6P** Dodge Ram 1500, 2011- 2015
- _____ **ID34UF6P** Ford Explorer, 2011-2015 and Police Interceptor Utility, 2013-2015
- _____ **ID08UF6P** Ford Expedition, 2013-2014
- _____ **ID43UF6P** Ford Fusion, 2013-2015
- _____ **ID38UF6P** Ford Taurus, 2011-2015 and Police Interceptor Sedan, 2013-2015
- _____ **ID41UF6P** Ford F150, 2012-2014
- _____ **ID39UF6P** Ford F250/350, 2012-2015

CHOOSE MODEL: Twelve 6-LED DUO lamps, low current, upper front two piece unit, individual **Driver and Passenger Side** units

- _____ **ID37UFX** Chevy Caprice, 2011-2015
- _____ **ID13UFX** Chevy Tahoe/Suburban, 2008-2013 and Chevy Silverado-1500/2500/3500, 2008-2013
- _____ **ID45UFX** Chevy Tahoe/Suburban, 2015, Chevy Silverado-1500/2500/3500, 2014- 2015
- _____ **ID35UFX** Dodge Charger, 2011-2015
- _____ **ID44UFX** Dodge Durango, 2011-2015
- _____ **ID42UFX** Dodge Ram 1500, 2011-2015
- _____ **ID34UFX** Ford Explorer, 2011-2015 and Police Interceptor Utility, 2013-2015
- _____ **ID08UFX** Ford Expedition, 2013-2014
- _____ **ID43UFX** Ford Fusion, 2013-2015
- _____ **ID38UFX** Ford Taurus, 2011-2015 and Police Interceptor Sedan, 2013-2015
- _____ **ID41UFX** Ford F150, 2012-2014
- _____ **ID39UFX** Ford F250/350, 2012-2015

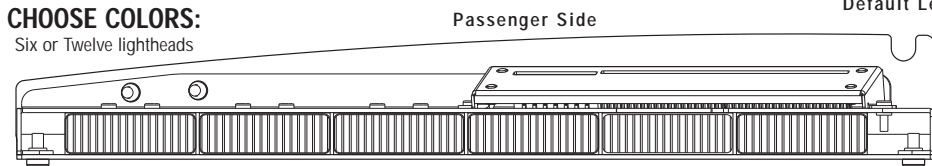
INTERIOR LIGHTING PACKAGE (fill out separate worksheet for different color sets):

Insert number of each DUO color lighthead. No charge when ordered with extra low profile DUO Inner Edge. Replace **\$** with the quantity of DUO color LEDs required. Order of colors is Red/White, Blue/White or Amber/White. **White is the DUO default second color.** Write on line LED color desired:

Filled In Examples: I W P 0 6 0 0 0 = 6 Blue/White modules for *Passenger Side*
 I W P 2 2 2 0 0 = 2 Red/White, 2 Blue/White, 2 Amber/White modules for *Passenger Side*
 I W D 6 0 0 0 0 = 6 Red/White modules for *Driver Side*
 I W D 1 4 1 0 0 = 1 Red/White, 4 Blue/White, 1 Amber/White modules for *Driver Side*

CHOOSE COLORS:

Six or Twelve lighthead

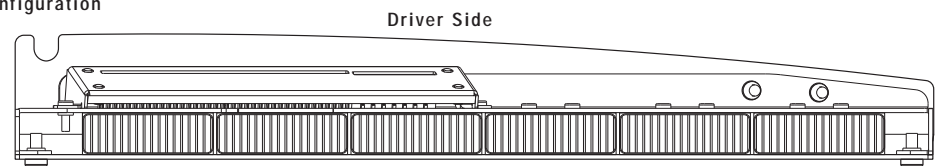


Filled In Passenger Side **Single Piece** or Passenger Side **Two Piece:**

I W P \$ \$ \$ 0 0 (IWP\$\$\$00)
 Lighthead and Housing Type Red/White Blue/White Amber/White

↑ Fill out for six lamp upper front Passenger Side unit only ↑

↑ Fill out for twelve lamp upper front two piece, individual Driver and Passenger Side units ↑



Filled In Driver Side **Two Piece:**

I W D \$ \$ \$ 0 0 (IWD\$\$\$00)
 Lighthead and Housing Type Red/White Blue/White Amber/White

Ordering Information: Company Name _____ PO# _____

CHOOSE MODEL: **Rear Facing Lower Level**, Six or eight Linear-LED modules lower rear unit with programmable warning or Traffic Advisor™ in a one piece housing and mounting kit.

Chevy Impala 2005-2015

- _____ **I06LR6L** Six Linear-LED, programmable for warning or 6 lamp Traffic Advisor
- _____ **I06LR8L** Eight Linear-LED, programmable for warning or 8 lamp Traffic Advisor
- _____ **I06LR8LT** Six lamp Linear-LED Traffic Advisor with two end flashers

Dodge Charger 2011-2015

- _____ **I35LR6L** Six Linear-LED, programmable for warning or 6 lamp Traffic Advisor
- _____ **I35LR8L** Eight Linear-LED, programmable for warning or 8 lamp Traffic Advisor
- _____ **I35LR8LT** Six lamp Linear-LED Traffic Advisor with two end flashers

Interior Lighting Package (fill out separate worksheet for different color sets):

6 or 8 Linear-LED modules, insert number of each color of LED lighthoods. Replace \$ symbols with the quantity required; order of colors is Red, Blue, Amber. For White, contact factory (No charge when ordered with lightbar).

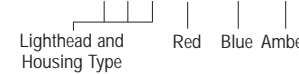
For I06LR Series Only

Filled In: I L P \$ \$ \$ 0 0 (ILP\$\$\$00) Low profile Linear-LED lamps



For I35LR Series Only

Filled In: I E P \$ \$ \$ 0 0 (IEP\$\$\$00) Low profile Linear-LED lamps



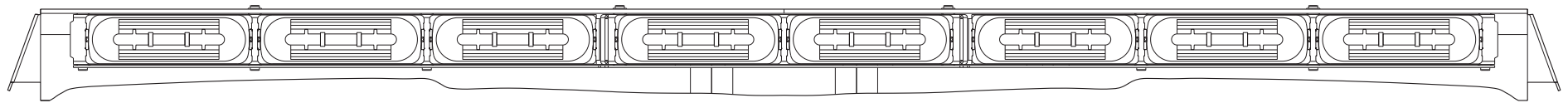
Examples: I L P 3 3 2 0 0 = 3 Red, 3 Blue and 2 Amber

I L P 4 4 0 0 0 = 4 Red, 4 Blue

Examples: I E P 3 3 0 0 0 = 3 Red, 3 Blue

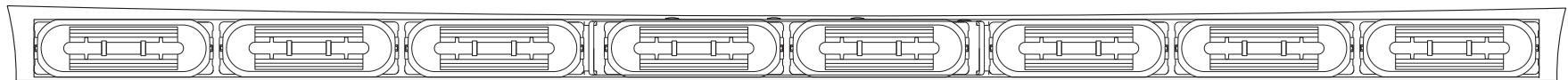
I E P 0 8 0 0 0 = 8 Blue

I E P 1 6 1 0 0 = 1 Red, 6 Blue and 1 Amber



I06LR Series Choose Colors:

Six or eight lighthoods



I35LR Series Choose Colors:

Six or eight lighthoods



Ordering Information: Company Name _____ PO# _____

CHOOSE MODEL: Rear Facing Lower Level, Six or eight LINZ6 Super-LED® modules & mounting kit with programmable warning or Traffic Advisor™ in a one piece housing

- _____ **IZ37LR8** Chevy Caprice, 2011-2015
Eight lamp, programmable for warning or 8 lamp Traffic Advisor
- _____ **IZ37LR86** Six lamp Traffic Advisor with 2 end flashers
- _____ **IZ37LRZ** Ten lamp, programmable for warning or 8 lamp Traffic Advisor
- _____ **IZ37LRZ6** Six lamp Traffic Advisor with four end flashers
- _____ **IZ37LRZ8** Eight lamp Traffic Advisor with two end flashers
- _____ **IZ35LR8** Dodge Charger, 2011-2015
Eight lamp, programmable for warning or 8 lamp Traffic Advisor
- _____ **IZ35LR86** Six lamp Traffic Advisor with 2 end flashers
- _____ **IZ35LRZ** Ten lamp, programmable for warning or 8 lamp Traffic Advisor
- _____ **IZ35LRZ6** Six lamp Traffic Advisor with four end flashers
- _____ **IZ35LRZ8** Eight lamp Traffic Advisor with two end flashers
- _____ **IZ38LR8** Ford Taurus, 2011-2015, and Police Interceptor, 2013-2015
Eight lamp, programmable for warning or 8 lamp Traffic Advisor
- _____ **IZ38LR86** Six lamp Traffic Advisor with 2 end flashers
- _____ **IZ38LRZ** Ten lamp, programmable for warning or 8 lamp Traffic Advisor

- _____ **IZ38LRZ6** Ford Taurus, 2011-2015, & Police Interceptor, 2013-2015 (Cont'd)
Six lamp Traffic Advisor with four end flashers
- _____ **IZ38LRZ8** Eight lamp Traffic Advisor with two end flashers

Interior Lighting Package (fill out separate worksheet for different color sets):

6 or 8 Linear-LED modules, insert number of each color of LED lightheads. Replace **S** symbols with the quantity required; order of colors is Red, Blue, Amber. For White, contact factory (No charge when ordered with Inner Edge® lightbar).

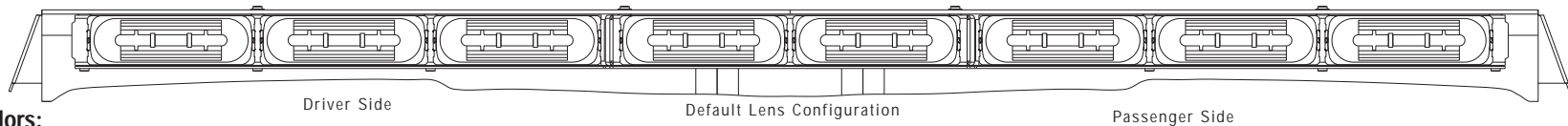
For IZ Series Only

Filled In: I Z P (IZPSSS00) Low profile 6-LED Linear-LED lamps

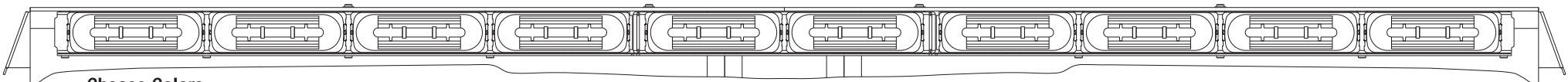
Lighthouse and Housing Type Red Blue Amber

Examples: I Z P 3 3 2 0 0 = 3 Red, 3 Blue and 2 Amber
 I Z P 4 4 0 0 0 = 4 Red, 4 Blue

Examples: I Z P 3 3 0 0 0 = 3 Red, 3 Blue
 I Z P 0 8 0 0 0 = 8 Blue
 I Z P 1 6 1 0 0 = 1 Red, 6 Blue and 1 Amber



Choose Colors:
Six or eight lightheads



Choose Colors:
Six or Ten lightheads

